




19/9[★]



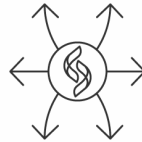
WE ARE SCHLOSSER SIGNS

Schlosser Signs has been serving the needs of our customers for over 25 years. Our manufacturing and install team has the equipment, capabilities, skills, and resources to get your job done on time and on budget. We routinely produce large and small scale sign projects for national, regional and local customers. Our 100,000 sq ft Windsor headquarters, is equipped to handle anything from large projects with huge Pylon and Monument signs, digital displays, or complex layouts, to small wayfinding packages.

AND WE...



ARE PEOPLE
POWERED



FIND A WAY



DO WHAT'S RIGHT
(AND OWN IT WHEN
WE MESS UP)



ARE CURIOUS



DELIVER WITH DIGNITY
& EXCELLENCE



EMBRACE LEVITY

WE ARE SCHLOSSER SIGNS



SCHLOSSER

CONTENTS

MONUMENT SIGNS	3
PYLON SIGNS	5
POLE SIGNS	7
CHANNEL LETTERS	9
ELECTRONIC MESSAGING CENTER (EMC) SIGNS	11
CABINET SIGNS	13
FLAT CUT OUT (FCO) SIGNS	15
BLADE + PROJECTING SIGNS	17
DIRECTIONAL + WAYFINDING SIGNS	19
INTERIOR + ADA SIGNS	21
POST + PANEL SIGNS	23
VINYL + DIGITAL PRINTED SIGNS	25

THIS IS THE WAY



SCHLOSSER

MONUMENT SIGNS

Monument signs can be simple and stately, push your wildest design dreams, or a little of the in between. They're so versatile, the possibilities are only limited by your imagination. This sign type is commonly found at the entrances to business parks, shopping centers, city buildings, neighborhoods, or even apartment complexes. They sometimes feature Electronic Messaging Centers (EMCs), lit or unlit channel letters, and flat cut out letters. Materials often include aluminum, concrete, steel, Corten steel, stone, or other building materials to match existing structures.

The cost of a monument sign is heavily dependent on size and material selection. A basic monument sign with a stone base and an illuminated cabinet or channel letter set typically costs around \$25,000. Monument signs which are exceptionally large and include other features like an electronic messaging center or complex design can exceed over \$200,000.

When budgeting for a monument sign, you can typically expect to pay around \$30,000 - \$50,000 including manufacturing and installation.




Non-illuminated, aluminum monument sign with FCO letter and decorative seams



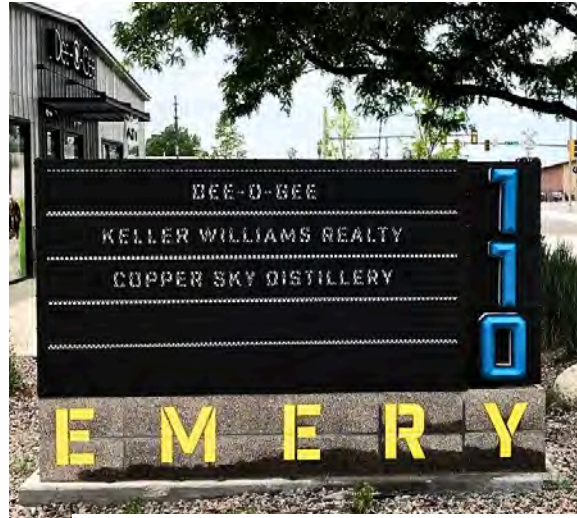
Illuminated cabinet, custom stone base and towers with sandstone caps.



Illuminated 4'x8' precast concrete monument sign with anodized black aluminum face and cutout copy



Illuminated, aluminum monument sign with vinyl overlay and decorative seams



5'x8' monument sign with tenant panels, illuminated metal cabinet, prismatic-face channel letters + Basalite base with stencil lettering



10'x24' monument sign, with illuminated pan channel letters, aluminum + acrylic plates, LED projectors and a stacked stone base with sandstone cap

PYLON SIGNS

Need a really tall sign to rise above the competition (or your neighbors)? Are you looking for a sign that can make a bold statement? A pylon sign could be just what you need. The applications for pylon signs are practically endless. Some excellent options for their use include multi-tenant shopping or business centers, directional signs around apartment complexes, hospitals, or college campuses, or to help identify the boundaries of neighborhoods and malls (they're still a thing, right?).

Generally, pylon signs are constructed with an external structure and internal pole for stability. Concrete, stone, aluminum, acrylic, you name it, these signs can be constructed from all sorts of materials!

Pylon signs can feature eye-catching EMCs (electronic messaging centers) to get your message up into the air. And they are typically double or single sided, but can be multi-sided as well to optimize all viewing angles.

Like a monument sign, pricing for pylons is dependent on size (height), materials, and whether or not they are illuminated or non-illuminated. Generally a pylon sign will start around \$25,000 and for tall signs with message centers like the one at the bottom of the next page can exceed \$250,000.

Budget pricing for a pylon sign can be pretty tough but expect to pay in the \$40,000 - \$60,000 range for something pretty darn cool.




16' x 45" solar powered LED illuminated cabinet with routed and push through acrylic copy plus a 20" x 29" non-illuminated oval cabinet, both attached to stone column.



4-sided, 9' tall illuminated tenant sign with digital print overlay and 3 cabinets rotated in various directions



10'6" illuminated glass and vinyl tenant panels with decorative concrete base.



31'7" double-sided EMC with decorative concrete base.

POLE SIGNS

Pole signs! Big or small, we have them all. Pole signs (sometimes called high-rise signs) are best described as the ones you see along the interstate as you drive by gas stations and other cool landmarks (Where is Wall Drug, anyways?) and typically have one or two exposed poles with a large cabinet or electronic messaging center on the top.

Typically, pole signs start at around 12-16 feet tall and go up from there. These signs usually don't have any stone or other architectural features but are designed to feature a cabinet on top that is eye-catching and can be seen from farther away than a typical monument or pylon sign.

Pole sign cabinets come in all shapes, sizes, and materials, and selection of these materials is based on the size of the cabinet. Foundation requirements can get pretty large because of potential wind loading, and not all cities or jurisdictions allow pole signs, however a pole sign can be a really great way to show people where you are... from a long way away.

Pole sign cabinet pricing is dependent on size and shape, and the cost of the pole and foundation are driven by how tall the pole is and how big the cabinet is. When budgeting for a pole sign, a good starting point is around \$20,000 for a pole sign with a simple illuminated cabinet that is around 16-20 feet tall.



12' x 5'8" illuminated, pole mounted, painted aluminum cabinet, with pan channel letters, and digital print overlay.



Pole mounted cabinet sign with digitally printed graphic on acrylic panel.



Pole mounted 4' x 9' oval, illuminated cabinet with LED price changer.



Pole mounted, double-sided illuminated cabinet with polycarbonate faces and digital print overlay.



CHANNEL LETTERS

Distinguishing between all of the different types of channel letters could be its own college course. Luckily we're experts at them! We've broken down the basics for you in the handy graphic to the right, but here is a little more detail on what sets each one apart.

Face-lit pan channel letters can be made from colored acrylics, vinyl graphics, digital prints and can have colored LEDs as well. All of these options make this type of channel letter a great option to match your branding or create something truly unique to your brand.

If you're looking for a clean, sophisticated aesthetic, reverse pan channel letters can achieve just that with different lighting and paint colors to adjust the mood and feel.

If your brand has a vintage, old-school vibe, open-face/exposed channel letters are an excellent option. Open-face letters give customers a peek inside emphasizing the exposed neon as a feature.

In contrast to the vintage look of open-face channel letters, trimless channel letters create a modern, minimalist feel. Unlike traditional channel letters, they do not have a visible border (or trim cap). This borderless feature creates a cleaner, more contemporary appearance.

Ready for a curve ball? There are also channel logos! If you have a text-centric logo or a unique shape incorporated into your logo, this is a great option to creatively display your unique branding elements.

Pricing for channel letters is dependent on their size and the number of letters you want. Kinda like a-la-carte pricing on the value menu. Many sign shops will price channel letters by the upright inch so the taller they are the more expensive they are, however channel letters are an economical solution that looks great.

When budgeting for channel letters, a great starting point is around \$500 - \$600 per letter at an 18" height.

4 CHANNEL LETTER TYPES

1- FACE-LIT PAN CHANNEL LETTER

Internally lit letters with translucent faces.

2- REVERSE PAN CHANNEL LETTER

Sometimes called Backlit Pan Channel Letters, they do not illuminate, but there is a translucent backing on them, which creates a halo effect around the letters..

3- OPEN-FACE/EXPOSED CHANNEL LETTER

Letters have an exposed neon or LED neon flex rope, creating a vintage look.

4- TRIMLESS CHANNEL LETTER

Letters do not have a trim cap and illuminate on all 3 sides, so they are visually bold and modern.




Double-sided illuminated blade sign with open face neon channel letters.



Face-lit channel letters, raceway mounted.



4'8" illuminated reverse channel letters with 20' ram logo cabinet.



Front and reverse lit channel letters on shaped backer panel, individually mounted on building with 10' coffee cup cabinet with faux neon.



Face-lit channel letters with logo, raceway mounted.

ELECTRONIC MESSAGING CENTER (EMC) SIGNS

Electronic Messaging Centers (EMCs) are the ultimate attention-grabbers, offering a dynamic way to showcase your business, products, services, or events. From sleek, monochrome text to vibrant, full-color graphics and images, these digital LED displays are incredibly versatile and can be used in countless ways. Whether mounted on a wall, integrated into a monument or pylon sign, or projected like a Blade sign, EMCs are designed to make a statement.

They're perfect for everything from schools promoting upcoming events to stadiums displaying live game scores along with eye-catching, interactive graphics that engage the crowd. Not only are EMCs informative, but they're also visually stunning, bringing beauty and flair to any space!

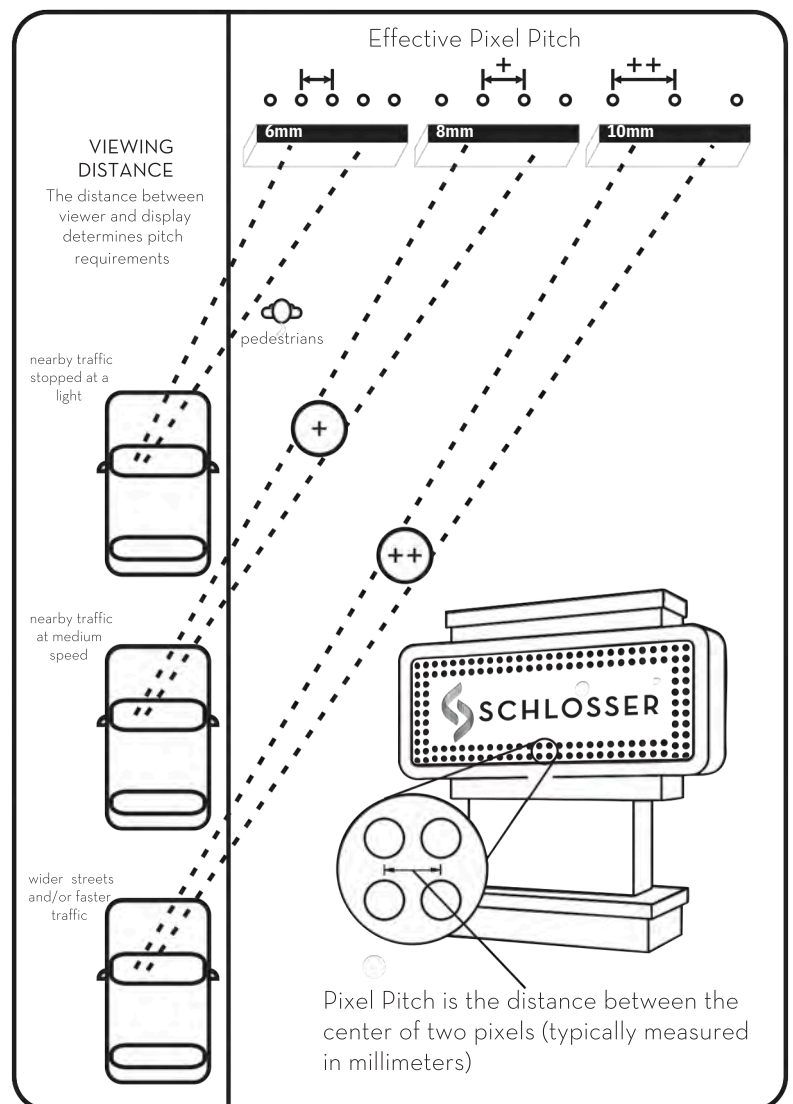
The primary cost drivers for an EMC are the pixel pitch and the size of the EMC. Have a look at the infographic below to learn a bit more about pixel pitch and how it can drive cost. When comparing EMCs from different manufacturers, the size of the EMC usually is measured in feet and also in the resolution (how many pixels there are along the vertical and horizontal sides).

When budgeting for an EMC, expect prices to start around \$20,000 and go up from there. As an example, a single-sided message center that is 3 feet tall by about 8 feet wide with a 120 x 330 resolution and an 8mm pixel pitch will cost around \$40,000. This doesn't include the price of the sign that the EMC will mount on (have a look at the section on Monument signs for more information).

While potentially expensive, EMCs provide the flexibility to adjust your branding or other content quickly and easily and they are a great option for businesses with a lot to say.

Pixel pitch is like the resolution on your TV and is the measurement from the center of two adjacent pixels. Each pixel is a certain diameter and a smaller number means you can put more pixels in the same space creating a higher resolution.

Generally, pixel pitch is measured in millimeters and the farther a viewer is from the EMC, the larger the pitch can be.







Monument with EMC and front lit channel letters mounted to backer panel.



Full color EMC in 7'2" x 13'2" projecting steel frame.



12'x18' concrete and steel monument sign with EMC and FCO letters, and an acrylic panel with vinyl overlay.



7'8" x 19'4" 10mm EMC with 1 1/5" and 40.5" front lit channel letters.



Single-sided stone monument with 6'6" x 15' EMC and 1/4" painted FCO logo.

CABINET SIGNS

When Channel Letter signs don't quite get the message out Cabinet signs are a great option to show off your branding and capture the attention of your customers! They're typically made from an aluminum frame and are enclosed with a face (or two) inserted into the frame. Faces can be made of a variety of materials, but are typically acrylic, polycarbonate, or aluminum. Depending on the application they can be an exterior or an interior sign option. And better yet, there is also a ton of flexibility with mounting and illumination options. They can be wall mounted or installed on a Monument, Pylon, or Pole sign. An additional bonus for cabinet signs is that the faces typically can be changed, making them a fantastic option for business parks or shopping centers!


Cabinet signs are typically the most economical illuminated sign you can purchase. Primary cost drivers for a cabinet sign are the size of the cabinet and if the cabinet will be illuminated. The cost for a non-illuminated cabinet sign typically starts around \$2,500 and for an illuminated cabinet sign, around \$3,500. Because cabinet size also drives cost, we recommend a budget in the \$5,000 - \$7,000 range for a reasonably sized illuminated cabinet sign.



10'x35' flex face wall cabinet with logo and copy.



12' diameter circular cabinet with flex face.



1' 6"x37' V-shaped wall cabinet, illuminated with routed/backed graphics and copy.



5' diameter, round wall cabinet with reverse pan channel illuminated logo and halo illumination.



3' diameter round, logo wall cabinet, with halo illumination.



4' projecting, round painted aluminum cabinet, illuminated with routed and backed copy.

CABINET SIGNS



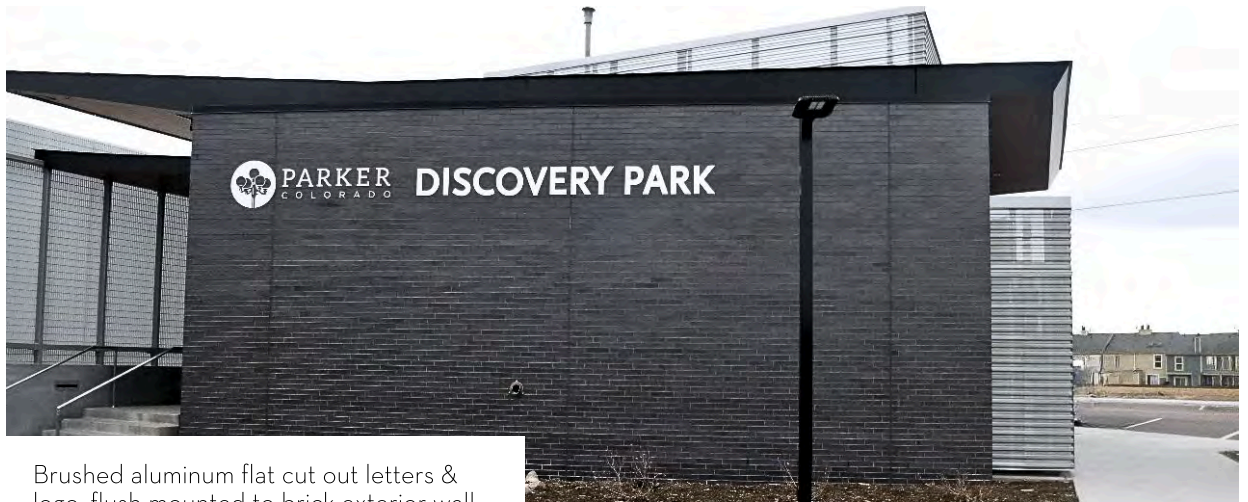
SCHLOSSER

FLAT CUT OUT (FCO) SIGNS

Flat Cut Out (FCO) signs and letters are exactly what they sound like—letters or shapes precisely cut from flat materials like acrylic, aluminum, steel, or even bronze. Typically ranging from 1/8" to 1" in thickness, these signs offer endless customization possibilities, and they can even be painted for an extra creative touch. While FCO signs are non-illuminated (so they won't light up the night), they can still be spotlighted for a touch of drama and emphasis.

Perfect for both exterior and interior applications, FCO signs can be flush mounted for a sleek look or stand-off mounted to add some depth. These versatile signs aren't limited to just walls—they're also commonly used on Monument or Pylon signs, giving your brand a bold, modern flair wherever they're placed!

Similar to Channel Letters, FCO pricing is dependent on size and the number of letters. Material and finish will contribute to the cost, but generally has a smaller impact than size. For a basic Flat Cut Out letter set that's around 10-12" tall, a good budget estimate will be around \$100 - \$150 per letter, including installation. Logos or other graphic elements will be more and pricing will depend on the complexity of the logo or graphic.



Brushed aluminum flat cut out letters & logo, flush mounted to brick exterior wall.



1/2" thick brushed aluminum logo, 6' diameter.



1/4" thick exterior flat cut out letters and numbers with painted finish.



1/2" thick aluminum logos, 2' 9" in diameter, installed on existing railing.



1/4" thick flat cut out brushed stainless steel flat cut out letters.

FLAT CUT OUT (FCO) SIGNS

BLADE & PROJECTING SIGNS

Is your business tucked away in a spot where passers-by might miss your signage? A Blade or Projecting sign (sometimes called a Flag sign) could be just what you need to grab attention! These signs are designed to extend from walls, giving you more visibility from angles that would otherwise be tricky. Whether you're in a busy area or need a boost in a hard-to-see location, Blade signs are a fantastic way to stand out. They can be single or double-sided, and serve as effective wayfinding tools, helping guide customers to your door. Highly customizable, they can be illuminated or non-illuminated, made from materials like aluminum, acrylic, and can even include an EMC. Plus, they can be cut into unique shapes, painted in virtually any color, or even feature vinyl or digital printing. From practical solutions to creative expressions, Blade signs offer endless possibilities to make your business stand out from the rest!

When budgeting, a simple non-illuminated blade sign typically starts around \$3,000 and more complicated illuminated blade or projecting signs will start closer to \$7,000. The primary drivers of cost with a blade sign are the size of the cabinet and complexity of the design. 3D elements or EMCs can drive the cost up quickly, however in an urban environment or in locations where there is a lot of foot traffic, a blade sign often will drive traffic to your business much better than a typical cabinet or channel letter set. When budgeting for a blade sign, expect to pay around \$10,000 - 15,000. This will provide some flexibility around size and options, helping your budget support that new eye candy hanging over your sidewalk.



Double-faced 5'x5'6" wayfinding blade sign with screen print logo and vinyl copy.



Double-faced 14'x4" aluminum cabinet with beveled edges, open channel letters with neon illumination.




Double-faced 10' painted aluminum cabinet with film graphics. Yellow arrow features exposed bulbs.



Double-faced 3'x5'9" corner mounted Flag sign with aluminum painted cabinet accented with acrylic beverage bottles and LED Edison-style light bulbs.



3'x6' double-faced painted, illuminated aluminum cabinet, featuring FCO logo with vinyl overlays.



Illuminated 3'11" round projecting parking sign.

Keep in mind that some jurisdictions don't allow blade signs, or they may limit the number of blade signs per building. Never fear, our sultans of sign can help you determine if a projecting sign can be installed at your location and what the requirements are to make it happen.

DIRECTIONAL & WAYFINDING SIGNS

Directional and Wayfinding signs are the unsung heroes of navigation, helping guide customers, visitors, or employees to the right place. These signs are not just functional—they can be as stylish and customizable as you need them to be! Made from materials like aluminum, steel, acrylic, stone, or wood. Directional & Wayfinding signs are built to last and look great while doing it. Whether illuminated for high visibility or non-illuminated for a more subtle approach, they can be cut into any shape or size, painted in endless colors, and even feature vinyl or digital prints to match your brand's unique style. Perfect for office buildings, hospitals, malls, campuses, and more, no matter where they're used, Directional & Wayfinding signs can be tailored to your specific needs. Whether you're guiding traffic, marking rooms, or adding a creative flair to your environment, sometimes you just need something to guide the way.

Similar to Monument and Pylon signs, Directional and Wayfinding signs can be challenging to budget for. The primary cost drivers for directional or wayfinding signs are the overall size and if the signs will be illuminated or not. Complex designs or shapes will increase the cost, however if you need more than one or two signs that are the same size and shape, there can be economies of scale in the manufacturing process which will help reduce the cost per unit.

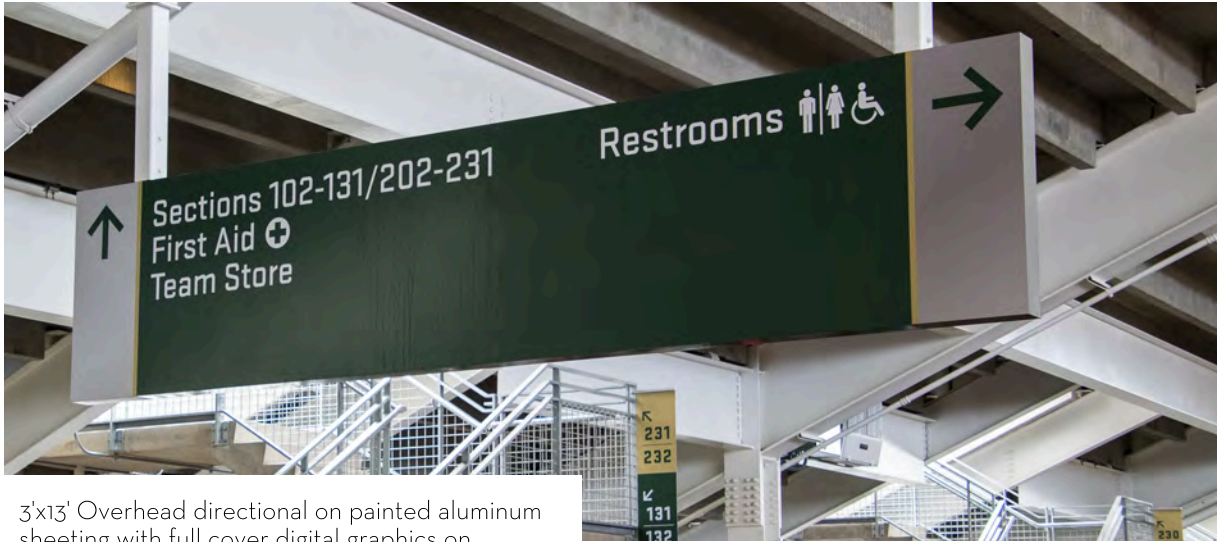
A typical illuminated monument style directional will generally cost between \$10,000 and \$15,000. Non-illuminated Directional or Wayfinding signs mounted directly to posts are more cost effective and typically start around \$3,000 - \$6,000.



4'x3' aluminum panel, with perforated aluminum accents and digital print copy.



Illuminated 9.5'x6.6' monument with routed aluminum panels backed with white acrylic.



3'x13' Overhead directional on painted aluminum sheeting with full cover digital graphics on aluminum frame.



6'x5' non-illuminated aluminum cabinet with reflective vinyl graphics.



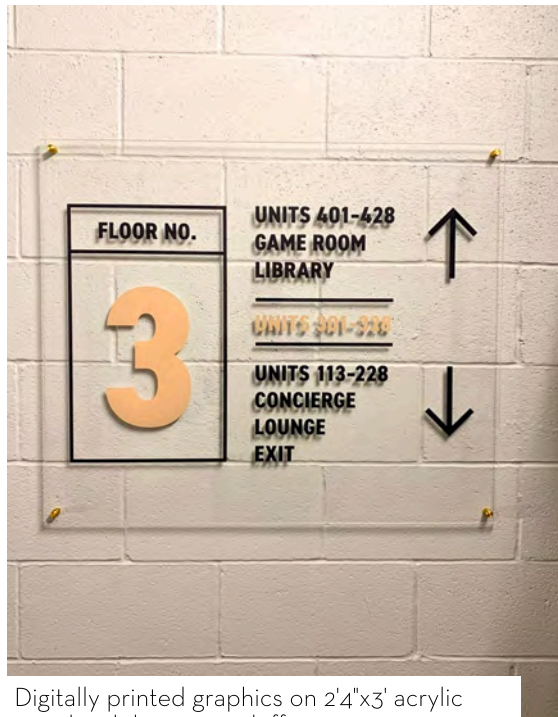
7'x3' pedestrian directional, painted with digital graphics on aluminum sheeting with aluminum frame.

ADA & INTERIOR SIGNS

ADA & Interior signs are essential for creating a welcoming, accessible, and organized environment in any space. These signs not only ensure compliance, but they also play a crucial role in enhancing the overall design and flow of your interior. Made from materials like durable acrylic, aluminum, or even wood, these signs can be customized to fit the style of your space while providing clear, easy-to-read information. From tactile lettering and Braille for ADA compliance to minimalist, modern designs that complement your branding, the possibilities are endless. Whether you're labeling restrooms, conference rooms, room numbers, or emergency exits, these signs can be both functional and visually appealing. With interior and ADA signs, you're not just guiding people—you're enhancing their experience and ensuring your space is accessible and effortless to navigate!

When budgeting for ADA Signs and Interior Signs, the primary driver of cost is overall quantity of signs. Because of the manufacturing methods involved in producing them, larger quantities rapidly reduce the cost of each individual sign. As design complexity increases so does the cost, however because these signs are generally small in size, material selection does not impact the cost as much as the total quantity of signs.

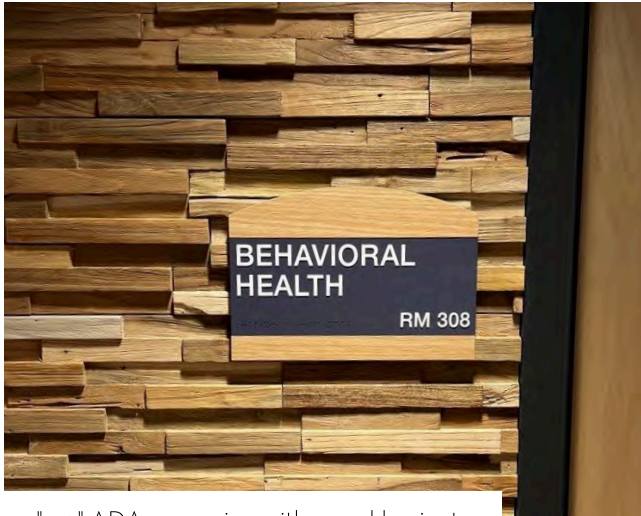
When budgeting for ADA signs, expect to pay around \$125-\$200 each. Adding multiple colors, wood, or other layered elements to the design will increase the cost. Interior wall mounted signs and interior directional signs are a bit more complex than typical ADA signs so budget around \$75 - \$125 per square foot for these.



Digitally printed graphics on 2'4"x3' acrylic panel with brass standoffs.



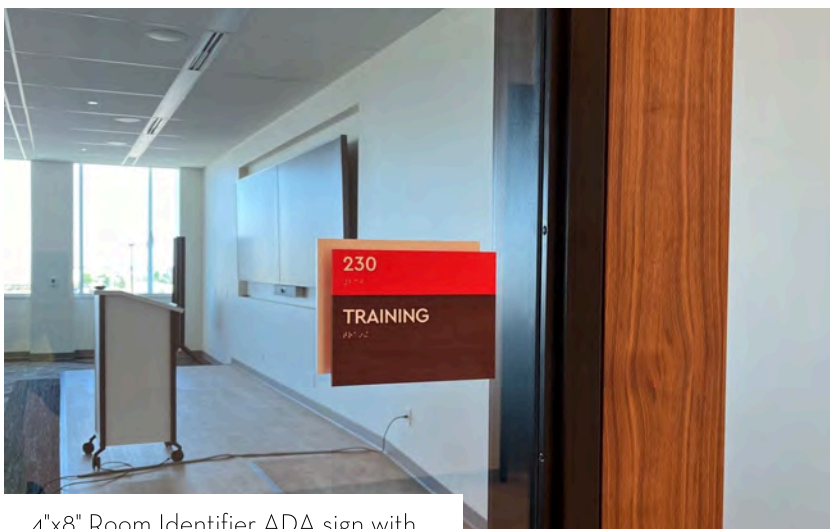
Aluminum wall panel interior directional sign with full cover digitally printed graphics.



7"x10" ADA room sign with wood laminate overlay, acrylic gray panel, raised copy and braille.



9"x7" acrylic ADA sign with dimensional letters, pictogram and braille.




4"x8" Room Identifier ADA sign with two color acrylic, tactile letters and braille.

POST & PANEL SIGNS

Post and Panel signs are a versatile and durable signage solution that offer a perfect balance of functionality and aesthetic while creating a cohesive branding experience. These signs consist of a sturdy panel mounted on one or more posts, making them ideal for a wide range of applications—whether it's marking the entrance of a future business or development, directing traffic or pedestrians, or showcasing important information, post and panel signs are an economical alternative to other sign types. Typically made from materials like aluminum, and wood, these signs are built for functionality and offer an elevated solution to communicating the information your customers need. From color choices to unique shapes and sizes, you can tailor the design to fit your brand perfectly. By adding graphics, logos, or even photos post and panel signs are also a great option for temporary or non-permanent signage. If you're needing a sign option that is both a fantastic way to communicate information while creating brand cohesion, post and panel signs are an excellent choice.

Size is the primary cost driver for post and panels signs however post and panel signs with more architectural elements or complicated designs can quickly increase cost. While post and panel signs can be illuminated typically they rely on adjacent lighting for visibility which helps keep the cost down. A good budget number for standard 2' x 3' aluminum post and panel sign with vinyl graphics is between \$1,500 and \$3,000, including installation.



Aluminum panel with digitally printed copy on rough sawn cedar frame.



Corrugated metal panel with aluminum FCO lettering, aluminum header with logo cutout, attached to cedar posts



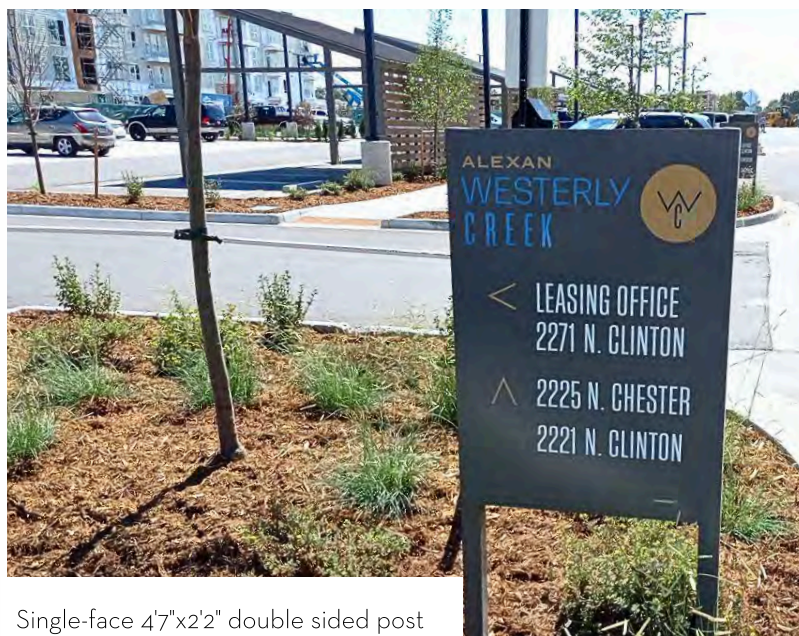
Aluminum panel and frame, painted single color with cast vinyl lettering.



15'x6'4" painted aluminum welcome sign with reflective film graphics.



Post-mounted, 8'x6' single-faced temporary sign with treated post structure, aluminum and full color digital print graphics.



Single-face 4'7"x2'2" double sided post and panel sign with multicolor cast vinyl copy.

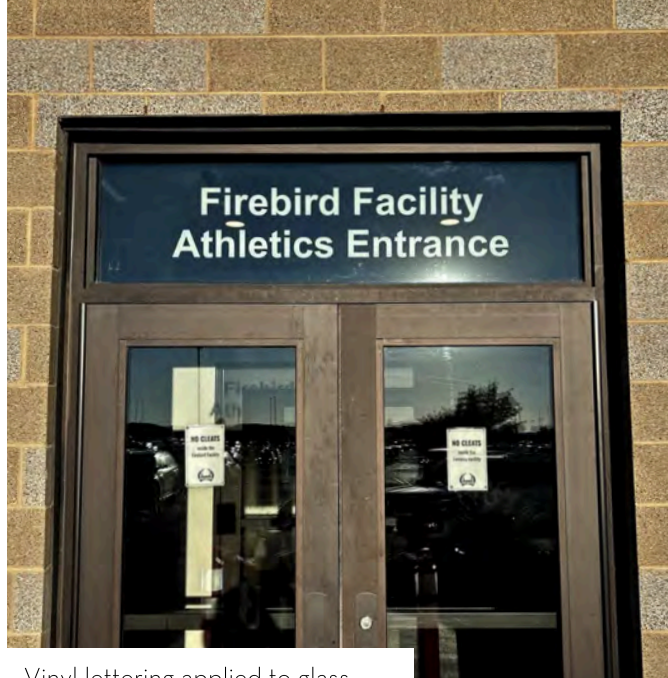
VINYL & DIGITAL PRINTED SIGNS

Vinyl and Digital Graphics offer a powerful way to make a statement, adding vibrant visuals and bold designs to any space. Both options are incredibly versatile, whether used alone or incorporated into other types of signage.

Vinyl graphics are cut into various shapes and letters from a single color or multiple layers of different colors. These signs are commonly applied to windows, glass, or panels like acrylic offering a clean and simple solution that's both durable and effective. While vinyl is ideal for more straightforward designs—like room names, numbers, or basic business information—it's not the best option for complex graphics or gradients.

Digital prints allow for full-color images, intricate designs, and smooth gradients, giving you complete creative freedom. Whether used as overlays on other signs, or for creating eye-catching wall murals, digital graphics bring your vision to life with bold and captivating detail. Both options can be customized to fit your space, offering countless possibilities to enhance your brand's presence.


Pricing for both standard Vinyl and Digital Prints are based predominantly on the square footage of the sign or graphic being created. When budgeting, expect to pay around \$20 - \$25 per square foot for Digital Prints and about \$15 - \$20 per square foot for standard vinyl graphics. These prices can change based upon the number of colors for standard vinyl or for digital prints if there is a requirement for an additional protective layer or special laminate to be applied after printing.



Vinyl lettering applied to glass.



Digital vinyl print over illuminated wall cabinet



10'x90' digital print vinyl wall mural with 4 window cut outs



18'x14' digital print vinyl wall mural applied to painted brick wall.



✉ INFO@SCHLOSSERSIGNS.COM

☎ (970) 593-1334

31815 Great Western Dr. Windsor, CO 80550

